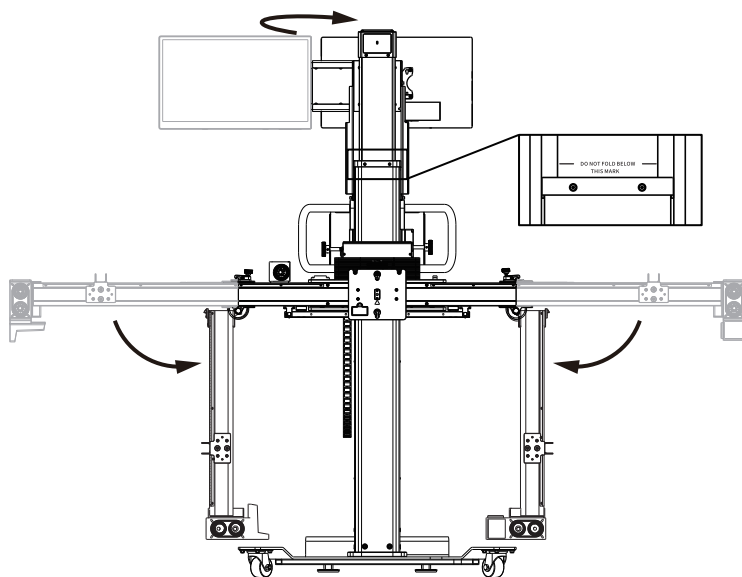


*Thank you for choosing this Autel Equipment Cover, which is specially designed for our IA900WA calibration frame. This guide informs you of the precautions you need to pay attention to and instructs you on how to use the cover properly. Please read this guide carefully before use.*

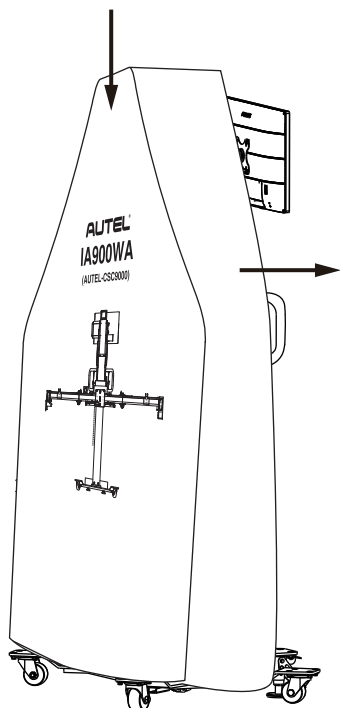
1



Fold your IA900WA calibration frame:

- ① Adjust the monitor to its original location
- ② Lower the crossbars until the warning sign is visible
- ③ Fold the crossbars at the both ends
- ④ Engage the footbrakes

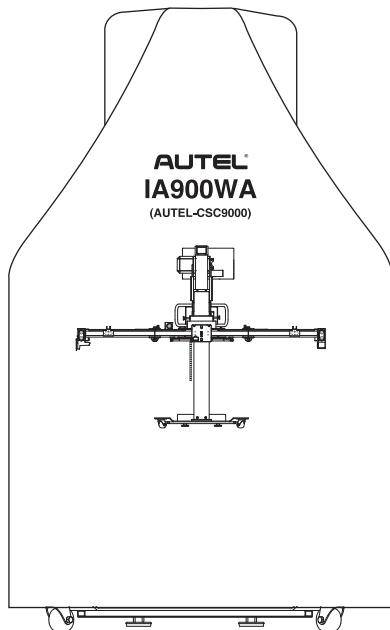
2



Unfold and unzip the cover.

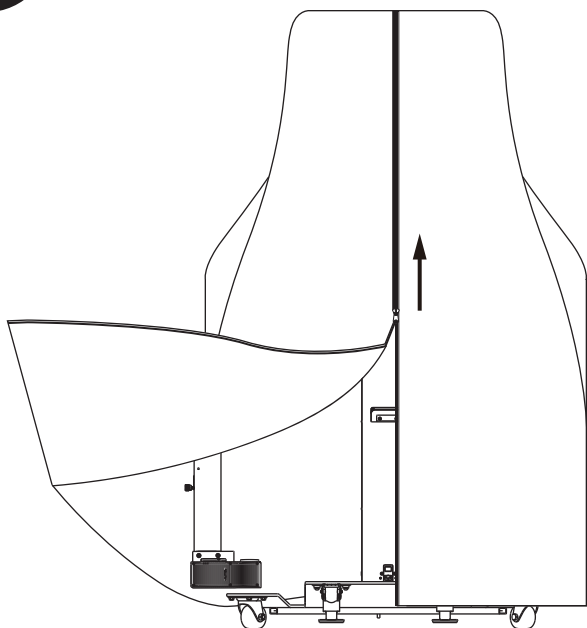
Hold the top of the cover with both hands and place it over the calibration frame from top to bottom.

3



Make sure the cover fits snugly over the entire frame.  
Zip up the cover.

4



When you need to use the calibration frame, unzip the cover and carefully remove it from the calibration frame. Fold and store the cover.